

**HIREDHAND AGRO FARMERS PRODUCER COMPANY LIMITED**  
**Balance Sheet as at 31st March, 2022**

(Amount in Rs.)

SNo	Particulars	31/03/2022	31/03/2021
<b>A. EQUITY AND LIABILITIES</b>			
1	<b>Shareholder's Funds</b>		
	(a) Share Capital	422,000.00	422,000.00
	(b) Reserves and Surplus	-69.92	-32,136.15
2	<b>Non-Current Liabilities</b>		
	(a) Long-term Borrowings	0.00	0.00
	(b) Deferred Tax Liabilities (Net)	0.00	0.00
	(c) Other Long Term Liabilities	0.00	0.00
	(d) Long Term Provisions	0.00	0.00
3	<b>Current Liabilities</b>		
	(a) Short Term Borrowings	0.00	0.00
	(b) Trade Payables	80,000.00	0.00
	(c) Other Current Liabilities	0.00	0.00
	(d) Short Term Provisions	15,000.00	0.00
	<b>Total</b>	<b>516,930.08</b>	<b>389,863.85</b>
<b>B. ASSETS</b>			
1	<b>Non-Current Assets</b>		
	(a) Fixed assets		
	(i) Tangible assets	12,668.00	14,903.01
	(ii) Intangible assets	0.00	0.00
	(iii) Capital work-in-progress	0.00	0.00
	(iv) Intangible assets under development	0.00	0.00
	(b) Non-current investments	0.00	0.00
	(d) Long term loans and advances	0.00	0.00
	(e) Other non-current assets	0.00	0.00
	<b>Total (1)</b>	<b>12,668.00</b>	<b>14,903.01</b>
2	<b>Current Assets</b>		
	(a) Current investments	51,000.00	51,000.00
	(b) Inventories	0.00	0.00
	(c) Trade receivables	0.00	0.00
	(d) Cash and cash equivalents	372,890.08	240,588.84
	(e) Short-term loans and advances	0.00	0.00
	(f) Tax Receivable	79,000.00	1,372.00
	(g) Other current assets	1,372.00	82,000.00
	<b>Total (2)</b>	<b>504,262.08</b>	<b>374,960.84</b>
	<b>Total (1+2)</b>	<b>516,930.08</b>	<b>389,863.85</b>

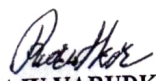
The accompanying notes 1 to 11 form an integral part of the Financial Statements

PLACE : WARUD  
 DATED : 16-04-2022  
 UDIN NO. 22169310AHFTJA6723

AS PER OUR REPORT OF EVEN DATE ATTACHED


FOR,  
 HIREDHAND AGRO FARMERS  
 PRODUCER COMPANY LIMITED

FOR,  
 R. K. MAKHIJA & CO.  
 FRN NO:155451W

  
 (RAJU VARUDKAR)  
 (DIRECTOR)

  
 (MANGESH GAJJAR)  
 (DIRECTOR)



  
 CA. ROSHAN MAKHIJA  
 PROPRIETOR  
 M NO 169310

**HIREDHAND AGRO FARMERS PRODUCER COMPANY LIMITED**  
**Profit and Loss for the year ended 31st March, 2022**

117

Particulars	Note No	(Amount in Rs.)	
		31/03/2022	31/03/2021
<b>INCOME :</b>			
Revenue from operations	6	3,656,705.00	221,882.00
Changes in inventories of finished goods, work-in-progress and Stock-in-Trade		-	-
		<b>3,656,705.00</b>	<b>221,882.00</b>
<b>EXPENDITURE :</b>			
Purchase / Cost of material Consumed	7	2,908,600.00	45,000.00
Changes in inventories of finished goods, work-in-progress and Stock-in-Trade		-	150,000.00
Employee benefit expense		382,000.00	-
Financial costs	8	1,866.76	2,010.08
Depreciation and amortization expense		2,235.01	2,629.94
Other expenses	9	329,937.00	65,006.00
		<b>3,624,638.77</b>	<b>264,646.02</b>
Profit before exceptional and extraordinary items and tax		32,066.23	(42,764.02)
Exceptional Items		-	-
Profit before extraordinary items and tax		32,066.23	(42,764.02)
Extraordinary Items		-	-
Profit before tax		<b>32,066.23</b>	<b>(42,764.02)</b>
Less : Provision for Taxation		-	-
Profit(Loss) after Taxation		32,066.23	(42,764.02)
Less : Income Tax earlier year		NIL	NIL
Profit/(Loss) Brought Forward		NIL	NIL
Balance Carried Forward to Balance Sheet		32,066.23	(42,764.02)
Earning per equity share:	10		
(1) Basic		3.21	(0.13)
(2) Diluted		3.21	(0.13)


The accompanying notes 1 to 11 form an integral part of the Financial Statements

PLACE : WARUD  
 DATED : 16-04-2022  
 UDIN NO. 22169310AHFTJA6723

AS PER OUR REPORT OF EVEN DATE ATTACHED


FOR,  
 HIREDHAND AGRO FARMERS  
 PRODUCER COMPANY LIMITED

FOR,  
 R. K. MAKHIJA & CO.  
 FRN NO:155451W

  
 (RAJU VARUDKAR)  
 (DIRECTOR)

  
 (MANGESH GAJBHAR)  
 (DIRECTOR)



  
 CA. ROSHAN MAKHIJA  
 PROPRIETOR  
 M. NO. 169310

**HIREDHAND AGRO FARMERS PRODUCER COMPANY LIMITED**  
**NOTES ON FINANCIAL STATEMENTS FOR THE YEAR ENDED 31ST MARCH 2022**

Sr. No	Particulars	Amount As At 31/03/2022	Amount As At 31/03/2021
<b><u>NOTE - '1' : SHARE CAPITAL :</u></b>			
<b><u>AUTHORISED CAPITAL</u></b>			
	Equity Shares	1,000,000.00	1,000,000.00
	<b>TOTAL :</b>	<b>1,000,000.00</b>	<b>1,000,000.00</b>
<b><u>ISSUED, SUBSCRIBED AND PAID UP CAPITAL</u></b>			
	Equity Shares	422,000.00	260,000.00
	Shares issued during the year	-	162,000.00
	<b>TOTAL :</b>	<b>422,000.00</b>	<b>422,000.00</b>
<b><u>NOTE - '2' : RESERVES &amp; SURPLUS</u></b>			
(i)	Profit & Loss A/c	(32,136.15)	10,627.87
	As per last Balance Sheet	-	-
	Add: Subsidy from Government	32,066.23	(42,764.02)
	Add: Profit for the year	-	-
		(69.92)	(32,136.15)
	Less: Tax Adjustment	-	-
	<b>TOTAL :</b>	<b>(69.92)</b>	<b>(32,136.15)</b>
<b><u>NOTE - '3' : CURRENT LIABILITIES :</u></b>			
<b><u>LONG TERM BORROWINGS</u></b>			
	Bhushan P. Mandale	-	-
	Dinesh D. Chukambe	-	-
	Ganesh N. Narnaware	-	-
	Mangesh R. Gajbe	-	-
	Raju U. Warudkar	-	-
	Shilpa S. Dongare	-	-
	Suraj A. Dharme	-	-
		-	-
<b><u>NOTE - '4' : CURRENT LIABILITIES :</u></b>			
(i)	<b><u>SHOR TERM BORROWINGS</u></b>	-	-
	Mangesh Gajbe	-	-
		-	-
(ii)	<b><u>SHORT TERM PROVISIONS</u></b>	-	-
	Audit Fees Payable	15,000.00	-
		<b>15,000.00</b>	<b>-</b>

**HIREDHAND AGRO FARMERS PRODUCER COMPANY LIMITED**  
**NOTES ON FINANCIAL STATEMENTS FOR THE YEAR ENDED 31ST MARCH 2022**

**NOTE - '5' : CURRENT ASSETS :**

(i)	<b><u>INVENTORY</u></b>		
	Opening Stock	-	150,000.00
	Closing Stock	-	-
	Change in Stock	-	150,000.00
<hr/>			
(ii)	<b>CASH AND CASH EQUIVALENTS</b>		
	Cash in Hand	37,863.00	51,000.00
	<u>Bank Balances :</u>		
	Canara Bank	335,027.08	189,588.84
	<b>TOTAL :</b>	<u>372,890.08</u>	<u>240,588.84</u>
<hr/>			
(iii)	<b>TRADE RECEIVABLE :</b>		
	Tekade Marketing	-	-
	<b>TOTAL :</b>	<u>-</u>	<u>-</u>
<hr/>			
(iv)	<b>LOAN &amp; ADVANCES :</b>		
	Mangesh Gajbe	28,000.00	28,000.00
	Swapnil Vaudya	54,000.00	54,000.00
	<b>TOTAL :</b>	<u>82,000.00</u>	<u>82,000.00</u>
<hr/>			
(v)	<b>TAX RECEIVABLE :</b>		
	GST Receivable	1,372.00	1,372.00
	<b>TOTAL :</b>	<u>1,372.00</u>	<u>1,372.00</u>
<hr/>			

**NOTE - '6' : REVENUE FROM OPERATION :**

	Sales	221,882.00	221,882.00
	<b>TOTAL :</b>	<u>221,882.00</u>	<u>221,882.00</u>
<hr/>			

**HIREDHAND AGRO FARMERS PRODUCER COMPANY LIMITED**  
**NOTES ON FINANCIAL STATEMENTS FOR THE YEAR ENDED 31ST MARCH 2022**

**NOTE - '7' : PURCHASE OF STOCK IN TRADE**

Purchase	2,908,600.00	45,000.00
<b>TOTAL :</b>	2,908,600.00	45,000.00

**NOTE - '8' : FINANCIAL COSTS**

Bank Charges	1,866.76	2,010.08
<b>TOTAL :</b>	1,866.76	2,010.08

**NOTE - '9' ADMINISTRATIVE & OTHER EXPENSES**

Transporting Expenses	249,800.00	17,300.00
Office Rent Expenses	32,000.00	18,500.00
Membership Fees	-	2,000.00
Training Exp.	10,000.00	3,206.00
Printing, Stationary & Legal Expenses.	3,137.00	-
Audit Fees	15,000.00	12,500.00
Legal & Consultancy Fees	20,000.00	11,500.00
<b>TOTAL :</b>	<b>329,937.00</b>	<b>65,006.00</b>

**NOTE - '10' : EARNING PER SHARE**

(i) Net Profit /(Loss) for calculation of Basic EPS	32,066.23	(42,764.02)
(ii) Weighted average number of equity shares in calculating basic EPS	0.12	(0.16)
(iii) Earning per share		
Basic	260,000.00	260,000.00
(iv) Face Value per Equity share	10.00	10.00

**HIREDHAND AGRO FARMERS PRODUCER COMPANY LIMITED**  
**SCHEDULES FORMING PART OF FINAL STATEMENT**  
**NOTE - 4 : FIXED ASSETS AS AT 31ST MARCH 2022**

SR. NO	PARTICULARS	W.D.V.AS ON	ADD DURING THE YEAR		SOLD DURING THE THE YEAR	TOTAL	RATE	DEPRECIATION	W.D.V. AS ON
		01/04/2021	BEFORE SEPT	AFTER SEPT					31/03/2022
	<b>BLOCK 'I'</b>								
01	TOOLS AND EQUIPMENTS	5,510.51	0.00	0.00	0.00	5,510.51	15.00%	826.51	4,684.00
	<b>BLOCK 'II'</b>								
05	OFFICE EQUIPMENTS	9,392.50	0.00	0.00	0.00	9,392.50	15%	1,408.50	7,984.01
	<b>T O T A L</b>	<b>14,903.01</b>	<b>0.00</b>	<b>0.00</b>	<b>0.00</b>	<b>14,903.01</b>		<b>2,235.01</b>	<b>12,668.00</b>